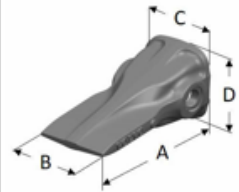
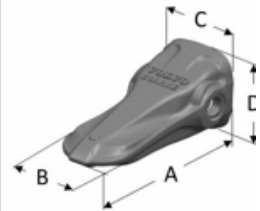


EXC Teeth VTS New Generation Weight & Dimensions

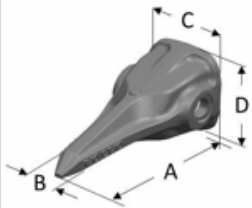
Teeth	Designation	Part No.	A (mm)	B (mm)	C (mm)	D (mm)	Weight (kg)
	11GPE	VOE 14744546	200	70	93	86	2.5
	16GPE	VOE 14732376	224	80	109	102	4.1
	21GPE	VOE 14732381	255	105	116	111	5.6
	31GPE	VOE 14732386	268	113	134	123	7.5
	41GPE	VOE 14732391	292	126	135	133	9.6
	56GPE	VOE 14732396	320	137	164	147	13
	66GPE	VOE 14732401	348	144	177	167	16.5
	81GPE	VOE 14732404	381	165	197	175	22.7



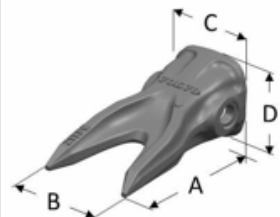
Teeth	Designation	Part No.	A (mm)	B (mm)	C (mm)	D (mm)	Weight (kg)
	11ARXE	VOE 14744547	212	73	93	86	3.1
	16ARXE	VOE 14732377	236	84	109	102	4.5
	21ARXE	VOE 14732382	269	95	116	111	6.8
	31ARXE	VOE 14732387	285	107	134	123	8.6
	41ARXE	VOE 14732392	312	120	141	133	12.2
	56ARXE	VOE 14732397	339	131	164	147	16.6
	66ARXE	VOE 14732402	382	147	178	167	22.5
	81ARXE	VOE 14731779	405	159	197	175	28.6
	126ARXE	VOE 14732425	464	179	216	205	42



Teeth	Designation	Part No.	A (mm)	B (mm)	C (mm)	D (mm)	Weight (kg)
	16PPE	VOE 14732378	241	-	109	102	3.3
	21PPE	VOE 14732383	273	-	116	111	4.8
	41PPE	VOE 14732393	330	-	140	132	8.4
	56PPE	VOE 14732398	359	-	164	147	11.5
	66PPE	VOE 14732403	391	-	178	167	15
	81PPE	VOE 14732424	427	-	197	175	19.4



Teeth	Designation	Part No.	A (mm)	B (mm)	C (mm)	D (mm)	Weight (kg)
	16TPE	VOE 14732379	239	119	109	102	3.8
	21TPE	VOE 14732384	273	125	116	111	5.9
	41TPE	VOE 14732394	330	162	141	133	10.5
	56TPE	VOE 14732399	358	182	164	147	15



Teeth	Designation	Part No.	A (mm)	B (mm)	C (mm)	D (mm)	Weight (kg)
	16SNE	VOE 14732380	215	127	108	100	4.4
	21SNE	VOE 14732385	262	177	116	111	7.6
	41SNE	VOE 14732395	306	206	141	133	12.8
	56SNE	VOE 14732400	342	231	164	147	18.2

